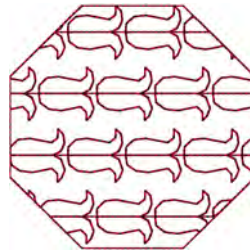
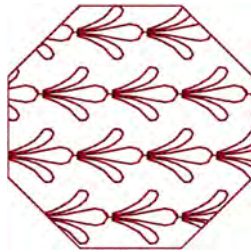


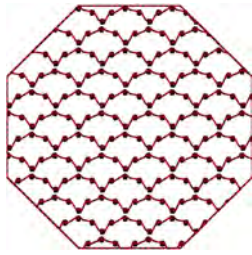

E Candlewicking


Page 1



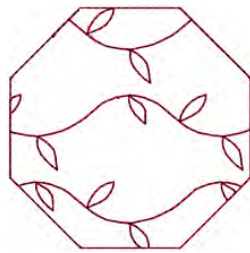
*Created in 5D™ QuiltDesign Creator as motif fill areas: Horizontal offset 50%; Vertical Gap 15%; Angle 0.
Q(uilting) motifs are similar to E(mbroider) motifs; but created at larger size for automated quilters.*

E Flowers and Leaves

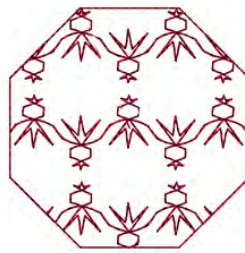
Page 1



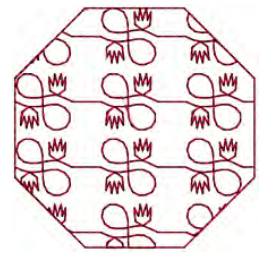
1



2




3



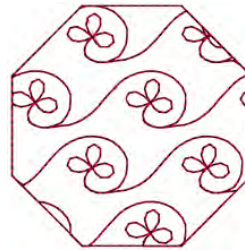
4



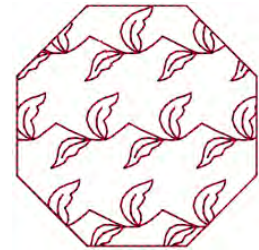
5




6




7



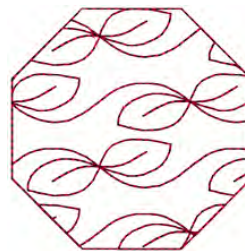
8




9



10



11



12

Created in 5D™ QuiltDesign Creator as motif fill areas: Horizontal offset 50%; Vertical Gap 15%; Angle 0.
 Q(uilting) motifs are similar to E(mbroidery) motifs; but created at larger size for automated quilters.

E Flowers and Leaves

Page 2



13

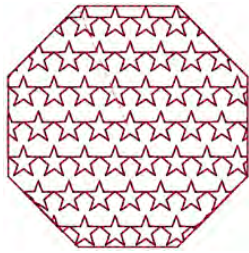


14


*Created in 5D™ QuiltDesign Creator as motif fill areas: Horizontal offset 50%; Vertical Gap 15%; Angle 0.
Q(uilting) motifs are similar to E(mbroidery) motifs; but created at larger size for automated quilters.*

E Geometric

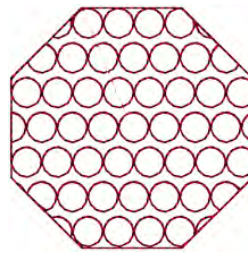
Page 1



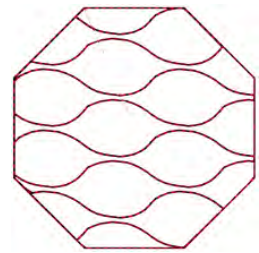
1



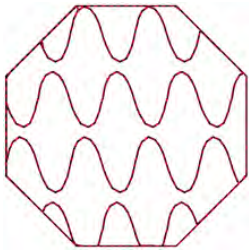
2



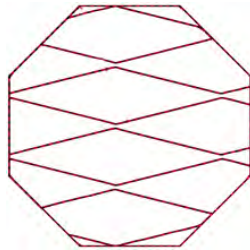
3



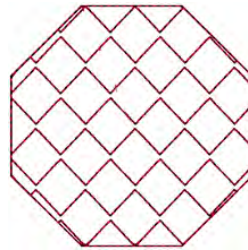
4



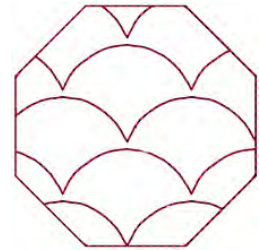
5



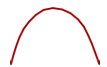
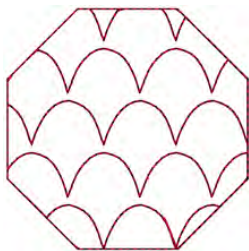
6



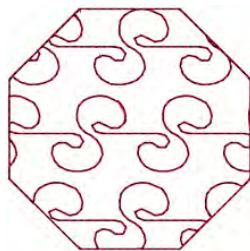
7



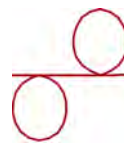
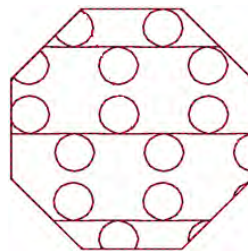
8




9



10



11




12

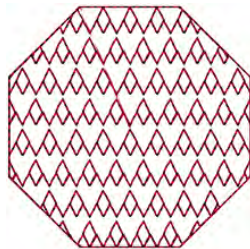
*Created in 5D™ QuiltDesign Creator as motif fill areas: Horizontal offset 50%; Vertical Gap 15%; Angle 0.
Q(uilting) motifs are similar to E(mbroiderie) motifs; but created at larger size for automated quilters.*

E Geometric

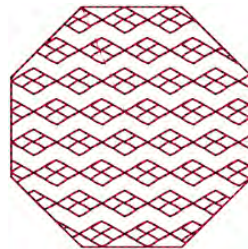
Page 2




➤ 13



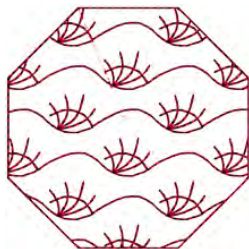
∧ 14



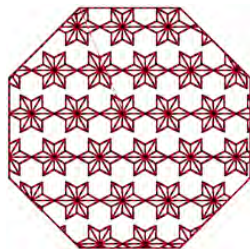
◊ 15



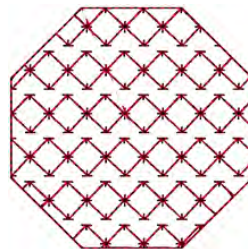
◁ 16



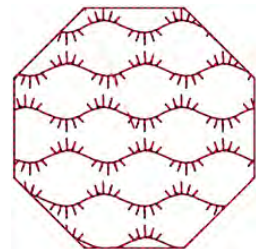
~ 17



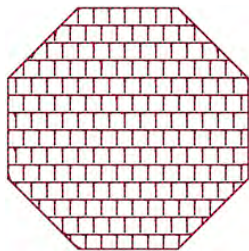
★ 18



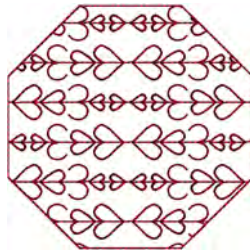
◊ 19



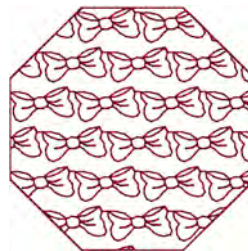
~ 20




└ 21



~ 22



~ 23

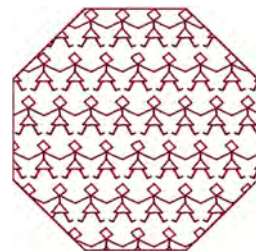
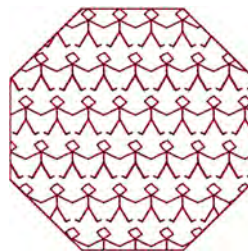
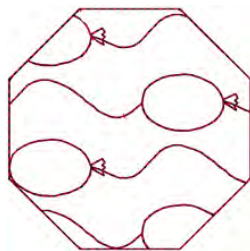
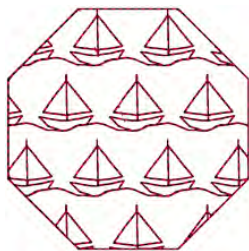
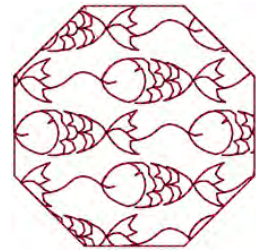
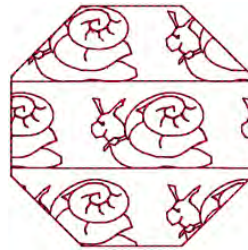
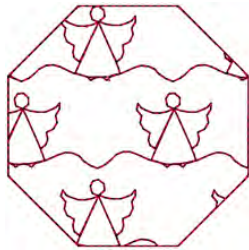
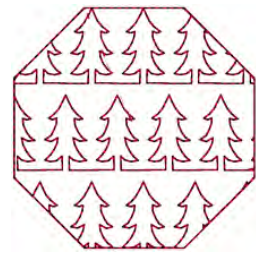
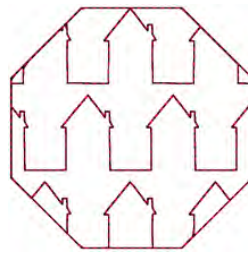
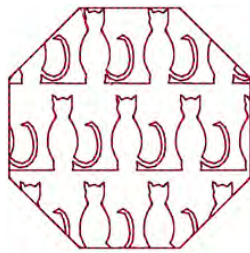
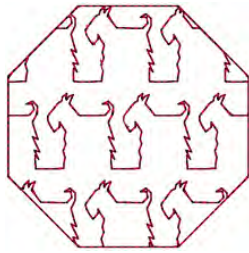


~ 24

Created in 5D™ QuiltDesign Creator as motif fill areas: Horizontal offset 50%; Vertical Gap 15%; Angle 0.
 Q(uilting) motifs are similar to E(mbroiderie) motifs; but created at larger size for automated quilters.

E Pictures



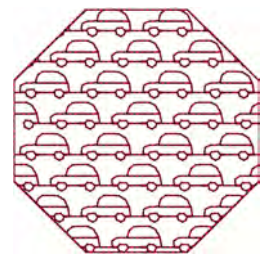

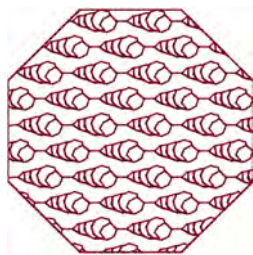
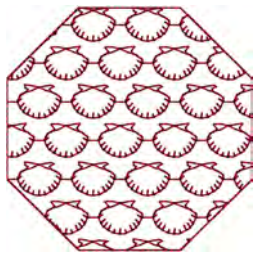
Page 1



Created in 5D™ QuiltDesign Creator as motif fill areas: Horizontal offset 50%; Vertical Gap 15%; Angle 0.
 Q(uilting) motifs are similar to E(mbroidery) motifs; but created at larger size for automated quilters.

E Pictures

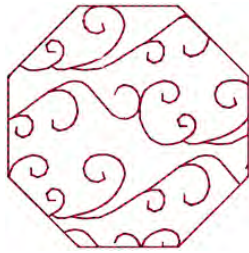
Page 2



*Created in 5D™ QuiltDesign Creator as motif fill areas: Horizontal offset 50%; Vertical Gap 15%; Angle 0.
Q(uilting) motifs are similar to E(mbroidery) motifs; but created at larger size for automated quilters.*

E Scrolls

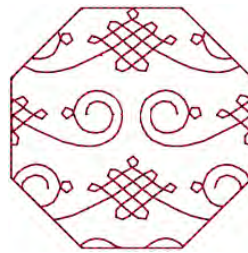
Page 1



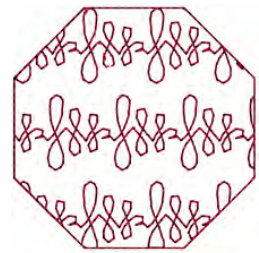
1




2



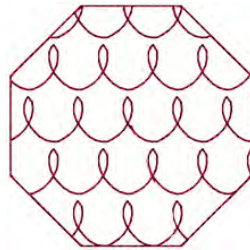
3



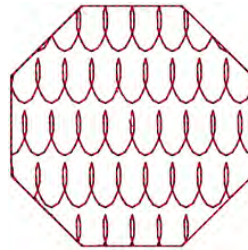
4




5



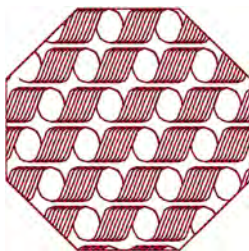
6



7




8



9



10



11



12

Created in 5D™ QuiltDesign Creator as motif fill areas: Horizontal offset 50%; Vertical Gap 15%; Angle 0.
 Q(uilting) motifs are similar to E(mbroidery) motifs; but created at larger size for automated quilters.

E Scrolls Page 2



13

*Created in 5D™ QuiltDesign Creator as motif fill areas: Horizontal offset 50%; Vertical Gap 15%; Angle 0.
Q(uilting) motifs are similar to E(mbroider) motifs; but created at larger size for automated quilters.*